

## Feature Requests

NEWTOPIC\*

 37 topics • Page 2 of 2 • [1](#) [2](#)

TOPICS	REPLIES	VIEWS	LAST POST
 <b>dynamic folder</b> by raps » 18 Apr 2008, 21:03	3	2455	by <a href="#">mhieta</a>  19 Apr 2008, 21:56
 <b>Great software/Shorcut icons</b> by debe5 » 29 Feb 2008, 13:45	3	1737	by <a href="#">mhieta</a>  01 Mar 2008, 16:44
 <b>Slideshow Enhancements</b> by jeremygharrison » 08 Feb 2008, 01:30 <span style="float: right;"> <a href="#">1</a> <a href="#">2</a> <a href="#">3</a></span>	21	6651	by <a href="#">mhieta</a>  12 Feb 2008, 19:54
 <b>Add Features</b> by burgman » 19 Jan 2008, 15:03	1	1407	by <a href="#">mhieta</a>  19 Jan 2008, 18:29
 <b>Can you make it portable?</b> by oldie » 06 Jan 2008, 19:18	1	1385	by <a href="#">mhieta</a>  06 Jan 2008, 19:38
 <b>Make it more irfanview like;-)</b> by joetf » 03 Dec 2007, 19:17	1	1436	by <a href="#">mhieta</a>  03 Dec 2007, 19:44
 <b>Picture orientation</b> by diw » 09 Oct 2007, 02:40	7	2351	by <a href="#">mhieta</a>  18 Oct 2007, 05:58
 <b>New Feature</b> by domdo » 16 Sep 2007, 13:53	9	2921	by <a href="#">mhieta</a>  23 Sep 2007, 11:04
 <b>Wow! great software. only feature I see missing is:</b> by choochee » 22 Aug 2007, 11:19 <span style="float: right;"> <a href="#">1</a> <a href="#">2</a></span>	12	4118	by <a href="#">mhieta</a>  26 Aug 2007, 17:26
 <b>Viewer - Shell ToolBar: Remove button</b> by <a href="#">hcipbs</a> » 24 Aug 2007, 19:53	2	1513	by <a href="#">mhieta</a>  25 Aug 2007, 23:38
 <b>End of show</b> by Midstream » 04 Jun 2007, 17:07	2	1551	by <a href="#">mhieta</a>  06 Jun 2007, 14:26
 <b>Editor - Capture Area Hot Key support</b> by <a href="#">hcipbs</a> » 19 Dec 2006, 16:44	0	1061	by <a href="#">hcipbs</a>  19 Dec 2006, 16:44

[Previous](#)

 Display topics from previous: [All Topics](#)

 Sort by [Post time](#)
[Descending](#)


NEWTOPIC\*

 37 topics • Page 2 of 2 • [1](#) [2](#)
[Return to Board index](#)

 Jump to: [Feature Requests](#)


### WHO IS ONLINE

Users browsing this forum: No registered users and 1 guest

### FORUM PERMISSIONS

You **cannot** post new topics in this forum  
 You **cannot** reply to topics in this forum  
 You **cannot** edit your posts in this forum  
 You **cannot** delete your posts in this forum  
 You **cannot** post attachments in this forum

## dynamic folder

POSTREPLY ↩

4 posts • Page 1 of 1

### dynamic folder

 by [raps](#) » 18 Apr 2008, 21:03

Hi,

I am playing around with WildBit and like it.  
 However I seem to miss something essential for my purpose.  
 When a slideshow is running it does not seem to grasp new pictures in the folder /  
 directory. I use a digital camera which puts new pictures in the folder. The slideshow  
 only takes the pictures it saw when started.  
 I also would like to have some sort of switch for newest first and or last 30.

I now use a commandline slideshow viewer from schlackman.org, nice but not as nice as  
 wildbit and they stopped development.

Hope it can be build into WildBit.

Have fun!

Rasp

**raps**

Member

Starting...

Posts: 3

Joined: 18 Apr 2008, 20:53

### RE: dynamic folder

 by [mhieta](#) » 18 Apr 2008, 21:29

Hi Rasp and Welcome,

Yes there is no automatic checking for selected folder.  
 But in browse tab there is Reload Folder.

hmm. about that switch for newest first and or last 30.  
 I have to think about this more.

- Marko


**mhieta**

Developer

Super Mod

Posts: 567

Joined: 15 Oct 2005, 21:53

Location: Lohja, Finland



### RE: dynamic folder

 by [raps](#) » 18 Apr 2008, 22:37

wow fast reply!

thanks.

About the dynamic function can it be a feature request?

It's a real must have for me with live presentation with a beamer and digital camera. I

**raps**

Member

Starting...

Posts: 3

Joined: 18 Apr 2008, 20:53

wouldn't want to go back to the laptop everytime, some sort of automatic refresh would be nice.

Regards  
Rasp



## RE: dynamic folder

by [mhieta](#) » 19 Apr 2008, 21:56

Hi,

Current situation is if I make Slide Show watch actions (move,delete,adding files) under chosen folder. I have to stop show when something happens and also start show all over. Slide Show works with internal lists what it makes ex. when selecting folder. Anyway I have to think about this dynamic function little bit more.

- Marko



**mhieta**  
Developer

**Super Mod**

Posts: 567  
Joined: 15 Oct 2005, 21:53  
Location: Lohja, Finland



Display posts from previous: **All posts**   Sort by **Post time**   **Ascending**  

**POSTREPLY** ↩

4 posts • Page 1 of 1

✦ [Return to Feature Requests](#)

Jump to: **Feature Requests**

### WHO IS ONLINE

Users browsing this forum: No registered users and 2 guests

[Board index](#)

[The team](#) • [Delete all board cookies](#) • All times are UTC

Powered by [phpBB®](#) Forum Software © phpBB Group

## Great software/Shorcut icons




4 posts • Page 1 of 1

### Great software/Shorcut icons

 by [debe5](#) » 29 Feb 2008, 13:45

Hi,

First let me tell you that WildBit Viewer is a great software. Like others have said, it reminds me the old ACDSee Classic.

The one minor thing that could be done is to replace the shortcuts of the program, they look really "Win98". But as I said, it's a minor thing. Maybe one of the users could come up with some designs...

Regards.

**debe5**

Member

Posts: 2

Joined: 29 Feb 2008, 13:38

### RE: Great software/Shorcut icons

 by [mhieta](#) » 29 Feb 2008, 15:34

Hi debe5 and Welcome,

Thanks..

About the icons, yes you are right. If someone likes to donate icon(s) that would be great. Also I always looking good glyphs for Toolbars. Ex. glyFX makes great icons:  
<http://www.glyfx.com/>

- Marko

**mhieta**

Developer

Posts: 567

Joined: 15 Oct 2005, 21:53

Location: Lohja, Finland



### RE: Great software/Shorcut icons

 by [debe5](#) » 29 Feb 2008, 23:55

Although the're not the best looking icons, maybe using the ones from the Tango project would be an idea...

[http://tango.freedesktop.org/Tango\\_Icon\\_Library](http://tango.freedesktop.org/Tango_Icon_Library)
**debe5**

Member


Posts: 2

Joined: 29 Feb 2008, 13:38

### RE: Great software/Shorcut icons

 by [mhieta](#) » 01 Mar 2008, 16:44

Hi,

Tango Icon Library looks nice. If someone likes to help provide those kinds of icons I'll be glad 

Glyphs are constant problem for me. To find suitable and good glyph for Toolbar button.

**mhieta**

Developer

- Marko

Posts: 567  
Joined: 15 Oct 2005, 21:53  
Location: Lohja, Finland



Display posts from previous: [All posts](#) Sort by [Post time](#) [Ascending](#)

**POSTREPLY** ↩

4 posts • Page 1 of 1

Return to [Feature Requests](#)

Jump to: [Feature Requests](#)

#### WHO IS ONLINE

Users browsing this forum: No registered users and 2 guests

[Board index](#)

[The team](#) • [Delete all board cookies](#) • All times are UTC

Powered by [phpBB®](#) Forum Software © phpBB Group

## Slideshow Enhancements

POSTREPLY ↩

 22 posts • Page 1 of 3 • [1](#) [2](#) [3](#)

### Slideshow Enhancements

 by [jeremygharrison](#) » 08 Feb 2008, 01:30

Some enhancements to the Slideshow function, that I would appreciate, and think would be found useful:

1. The ability to change directly (i.e. with one short cut) from 'full screen' to 'minimised', and back. It would be nice (but not essential) to have the option for this to include stopping (on minimise) and starting (on returning to full screen).
2. Have PageDown and PageUp shortcuts for next and previous images, respectively, as widely used by other products.
3. The ability to save (and load) Slideshow settings (a complete set), as a separate file. And ideally for this file to be able to be specifiable as part of a Custom Show List.
4. For a Custom Show List, the ability to
  - (a) include full set of Settings (i.e. as above);
  - (b) to specify a folder (implying that all files therein are included in the show), with or without subfolders;
  - (c) to specify (multiple) files using wildcards; and
  - (d) to nest lists, i.e. include a .vfl file in a Custom Show List.
5. To be able to launch Slideshow specifying a Custom Show List.

I realise this is quite a long list, with some easier than others, but taken together, they would take what is already a very good product a long way to being the perfect Slideshow software.

Jeremy

#### jeremygharrison

Active Member


 10%

Posts: 13

Joined: 27 Jan 2008, 23:46

### RE: Slideshow Enhancements

 by [mhieta](#) » 08 Feb 2008, 14:57

Hi,

1. Yes that kind of Option can be done.
2. Okay I will add those as second shortcuts, cause now you can get that same action with left/right keys.
3. hmm. This needs more thinking.
- 4.



mhieta

Developer

Super Mod

Posts: 567

Joined: 15 Oct 2005, 21:53

Location: Lohja, Finland



- (b) This can be included to Custom Show List Editor. To select folder and import all image files what is in that folder in to Custom Show List.
- (c) You mean that user can add ex. all : a\*.jpg files from specific folder to list or what?
- (d) Nice idea, but needs lots of thinking. Its not easy to do.

5. Yes this can be done.

Anyway above things goes in to my ToDo -list.

- Marko



## RE: Slideshow Enhancements

by [jeremygharrison](#) » 08 Feb 2008, 18:27

Thanks.

Re 4(b): No, that's not quite the same thing. It will include what is in the folder when the Custom Show List is edited: what I am after is to show what is in the folder when I run the show, sometime later, when I (may) have moved things around - and a rerun may be different again.

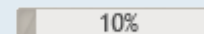
Re 4(c): Yes, just that (a\*.jpg , \*.jpg, abc?.gif, etc.), from whatever folder specified (actual files displayed as at show time, not edit time)

Jeremy



**jeremygharrison**

Active Member



Posts: 13

Joined: 27 Jan 2008, 23:46

## RE: Slideshow Enhancements

by [mhieta](#) » 08 Feb 2008, 18:54

4(b) hmm. Perhaps you mean that you can list Folders in Custom Show? That kind of action is only available now when you use Browse and you select Folder there.

4(c) Perhaps this is not right function for Custom Show, I think that this will be better to Browse side. Or doing both I mean to search and list all a\*.jpg files in to Custom Show List.

- Marko



**mhieta**

Developer

Super Mod

Posts: 567

Joined: 15 Oct 2005, 21:53

Location: Lohja, Finland



## RE: Slideshow Enhancements

by [Midstream](#) » 08 Feb 2008, 22:08

This is a very interesting thread since many of the requests are what I would also like to see.

It brings to mind a previous idea for a VFL file that would act like a virtual folder able to contain all the objects that a real folder can.

When run as a custom list image files would be played as at present while other file types would be passed to the shell to be opened or run there. The Slideshow program itself could be called within the list with various command line options.

A custom list might look something like this

```
c:/program files/wildbit/slideshow.exe \ini=c:/mydata/show1.ini ;Note 1
c:/my pictures/show1/slide1.jpg
c:/my pictures/show1/slide2.jpg
c:/program files/winamp/player.exe c:/my music/tune1.mp3 ;Note 2
```

**Midstream**

Beta Tester

Beta Tester

Posts: 35

Joined: 04 Jun 2007, 16:55

Location: Surrey, UK

```
c:/my pictures/show1/slide3.jpg
c:/my pictures/show2/ ;Note 3
c:/program files/wildbit/slideshow.exe d:/custom shows/special.vfl ;Note 4
c:/my pictures/show1/slide4.jpg
c:/program files/wildbit/slideshow.exe \close ;Note 5
```

Notes;

1. This option loads a custom INI file into slideshow
2. Passed to the shell to open a music file
3. This (sub-)folder is treated exactly as in folder mode i.e. If "Include sub-folders" is checked then all its files are shown, otherwise it is ignored.
4. This is a standard option to open Slideshow with a VFL file. When included within a custom list the VFL list is played in the current show.
5. This option closes the show. (In 4 above it was used to exit the VFL file.)

I realize that this is a major change and there would be problems to overcome, but it seems to me the direction to go to allow advanced features like those that Jeremy and others are requesting. Otherwise the program becomes too complicated for the basic user.

Possible, Marko?

Mike



## RE: Slideshow Enhancements

by **mhieta** » 08 Feb 2008, 22:40

Hi Mike,

Yes I remember that virtual folder thing.

And yes I like to bring "some" advanced functions, but at the same time I would like to keep Slide Show simple as much as I can (KISS). So maybe those kinds of things what you mentioned in to custom list might come too complicated for basic user.

Possible yes, but lets think these while.

- Marko



**mhieta**  
Developer

Super Mod

Posts: 567  
Joined: 15 Oct 2005, 21:53  
Location: Lohja, Finland



## RE: Slideshow Enhancements

by **jeremygharrison** » 08 Feb 2008, 23:32

Many of Mike's ideas are in line with mine, although I wouldn't go so far as to want the ability to launch other programs - or even the slideshow program again - within a show: this would seem to be wanting to make it rather more than it is: a change too far, perhaps.

So my thoughts are that a custom show list (~.vfl file) might look like - although the syntax might (probably will be) different:

```
c:/.../myshow_options_file Note 1
c:/mypictures/folder1/slide1.jpg
c:/mypictures/folder1/slide2.jpg
c:/mypictures/folder2/ subfolders=yes Note 2
c:/mypictures/folder3/ subfolders=no Note 3
c:/mypictures/folder4/a*.jpg Note 4
c:/.../mysubshow.vfl Note 5
c:/mypictures/folder1/slide99.jpg Note 6
```

**jeremygharrison**  
Active Member

10%

Posts: 13  
Joined: 27 Jan 2008, 23:46



Notes:

1. Causes custom slide show settings to be loaded. (No problem if its a .ini file - there's no reason its syntax should be any different). I would regard a restriction that it has to be first as perfectly reasonable.
2. Causes all images in folder2, and its subfolders, to be displayed in turn.
3. Will display just those images in folder 3 (not its sub-folders).  
(I would expect these to work just the same as 'Browse' - which might be considered as a "custom show" having just one of these lines)

4. Will display images whose names match a\*.jpg

(Hence lines

```
c:/mypictures/folder3/ subfolders=no
and
c:/mypictures/folder3/*. *
will have the same effect)
```

5. Causes whatever is specified in mysubshow.vfl to be displayed - essentially, I would expect mysubshow.vfl to be copied into the 'in storage' copy of the original .vfl file.

6. What happens once slide99 is displayed (restart, just stop, or close) specified by a slide show setting.

Jeremy



## RE: Slideshow Enhancements

by [mhieta](#) » 08 Feb 2008, 23:58

About that a\*.jpg search. Actually almost all of those what can be search with Windows search can be bring to Browse.. 😊 Ex. then user can display images what size is at least 200 k and most 1 meg. Or modified between 1.1.2008 - 9.2.2008 😊

hmm. With this idea you can launch ex. powerpoint, movie clip etc.:

```
c:/program files/winamp/player.exe c:/my music/tune1.mp3
```

But don't know if its usable or not to launch powerpoint show middle of the show 😊

- Marko



**mhieta**  
Developer

Super Mod

Posts: 567  
Joined: 15 Oct 2005, 21:53  
Location: Lohja, Finland



## RE: Slideshow Enhancements

by [Midstream](#) » 09 Feb 2008, 16:39

“

hmm. With this idea you can launch ex. powerpoint, movie clip etc.:

```
c:/program files/winamp/player.exe c:/my music/tune1.mp3
```

But don't know if its usable or not to launch powerpoint show middle of the show 😊

- Marko

**Midstream**

Beta Tester

Beta Tester

Posts: 35  
Joined: 04 Jun 2007, 16:55  
Location: Surrey, UK

Well I am not sure about Powerpoint but I was thinking about other programs that could usefully be launched. I know that you have already been asked to include music and am pretty sure that movie clips will be next. It was to prevent Slideshow from getting too bloated that I suggested this approach. There are so many different formats to cater for and launching existing media player software to handle them rather than writing it all yourself must be attractive.

Command line options for Slideshow came from Jeremy's request 5. You can launch Slideshow with a target folder at present, but not with a target custom VFL file and why not allow a custom INI file too which could have both target and setup in it? A button to save current settings is the only other feature needed in Slideshow to create a custom INI.

Using these in a custom list seemed to be the next stage. I was thinking of the shell toolbar in Viewer where you can drag and drop a program and then drop a file on to it to open. The VFL list would become rather like a stored shell bar. You could perhaps drag and drop a program into the list and then drag and drop a file or folder onto that.

I know that I have gone well beyond Jeremy's requests. I follow several other forums though and am quite sure that what others ask for there will be asked for here too before very long.

Mike



## RE: Slideshow Enhancements

by [mhieta](#) » 09 Feb 2008, 18:01

Hi,

Yes ex. that mp3 support is easy to add. But in some point people wants/asks more formats. Then its much wiser to launch some existing player to play them. That way all users can have favorite playing configurations as well.

Yes, actually currently that custom ini file saving/loading is very easy to do and launch Slide Show with custom ini as parameter.

- Marko



**mhieta**  
Developer

Super Mod

Posts: 567  
Joined: 15 Oct 2005, 21:53  
Location: Lohja, Finland



Display posts from previous: [All posts](#) Sort by [Post time](#) [Ascending](#)  [Next](#) ▾

**POSTREPLY** ↩

22 posts • Page 1 of 3 • [1](#) [2](#) [3](#)

▾ [Return to Feature Requests](#)

Jump to: [Feature Requests](#)

### WHO IS ONLINE

Users browsing this forum: No registered users and 2 guests

[Board index](#)

[The team](#) • [Delete all board cookies](#) • All times are UTC

Powered by [phpBB®](#) Forum Software © phpBB Group

## Slideshow Enhancements

POSTREPLY ↩

 22 posts • Page 2 of 3 • [1](#) [2](#) [3](#)

### RE: Slideshow Enhancements

 by [Midstream](#) » 10 Feb 2008, 19:39

Yes you are both right. I am making things too complicated. I am a firm believer in keeping things simple, for basic users at least. What you want to do, Jeremy, is probably a bit beyond basic users though.

Nevertheless I do personally believe that what you are requesting is worth achieving, so I intend to think some more and perhaps Marko will discuss it again.

Mike

**Midstream**

Beta Tester

Beta Tester

Posts: 35

Joined: 04 Jun 2007, 16:55

Location: Surrey, UK

### RE: Slideshow Enhancements

 by [mhieta](#) » 10 Feb 2008, 21:56

Hi,

Nothing wrong about throwing ideas 😊

Little summary for me (those original 5 points):

1,2,3 and 5 is clear to me.

But 4 is not so clear (yet). Don't worry about the syntax for the list. I will worry about that when I start making these changes. Also then I know better what can be done easily what not and what is breaking too many things 😊

- Marko


**mhieta**

Developer

Super Mod

Posts: 567

Joined: 15 Oct 2005, 21:53

Location: Lohja, Finland



### RE: Slideshow Enhancements

 by [jeremygharrison](#) » 11 Feb 2008, 12:12

Thanks.

To (hopefully) clarify what I am after, as far as 4 is concerned, by saying what I want to do (which to me doesn't seem terribly complex), rather than just what is needed to achieve this...

I have a large number of image files ( .jpg or otherwise), in a folder structure, which looks like

```
C:/mypix
C:/mypix/f1
C:/mypix/f1/f11
C:/mypix/f1/f12
C:/mypix/f2
C:/mypix/f2/f21
```

**jeremygharrison**

Active Member

10%

Posts: 13

Joined: 27 Jan 2008, 23:46

C:/mypix/f2/f21/f211

... and so on

... with image in (potentially) all the folders, not just the 'bottom level' ones.

What I want to be able to do (and for which I suggested enhancements 3-5) is be able to set up and run (i.e. show) a slideshow (or rather, shows) which will display some of these images (as specified) as they are, with some set of options (but different shows possibly having different options).

What I don't want to have to do is copy everything (program, options and images) into one (very large) file.

Viewer Custom Slideshow list (or something like it) seems to be the best basis for achieving this.

With Viewer Slideshow as is, it will save a set (but only one) of options, from one execution to another.

Enhancements 3 & 4a are to provide the ability to store and use a set of options for a show.

I want to be able to include in my show(s), in various combinations:

specific images (by name)

all images within a folder (and all its sub-folders)

all images within a folder (but not its sub-folders)

and/or

certain images within a folder (as selected by masked names)

... with potentially multiple folders.

Enhancements 4b & 4c are to provide for this

(At present Viewer Slideshow Custom Slideshow feature only provides for specific images; and the Browse provides for showing everything in a folder (with or without sub-folders) - but only one 'top' folder. And neither is immediately launchable)

Note that if I specify a folder in Custom Slideshow list, I would expect it to be processed in the same way as by Browse.

Enhancement 4d is to facilitate having part shows common to several shows.

And finally 5 is just to be able to quickly launch a show - by command line, or clicking on the .vfl file.

Without knowing how Slideshow is written, or works 'under the covers' it didn't strike me that any of these would be particularly complicated to provide for...

Jeremy



## RE: Slideshow Enhancements

by [mhieta](#) » 11 Feb 2008, 16:27

Hi,

Thanks for clearing things, I will see how clear this is when I start developing these in Slide Show :)

Internally both Browse and Custom Show makes list before running actual show. The list consists all files what is found. Maybe this kind of action would be ok (at least its easier to me to do):



**mhieta**  
Developer

Super Mod

Posts: 567  
Joined: 15 Oct 2005, 21:53  
Location: Lohja, Finland



1. When you have ex. this kind of Custom Show List:

```
c:\MyPix\myimage1.jpg
c:\MyPix\myimage2.jpg
c:\MyPix\;subfolders=true
c:\MyPix\subfolder\*.jpg
```

I will include internal list first two images and then append in to that same list whole MyPix folder contents and appending that subfolder\\*.jpg results in to that internal list.

When that folder is listed this way, there is no way to tell individual slide settings. As you said it works same way as Browse.

About that ini file I was thinking about if there is same name ini file what is vfl file. That is stored same place where is that vfl file. And also uses that when loading Custom Show.

- Marko



## RE: Slideshow Enhancements

by [Midstream](#) » 11 Feb 2008, 17:54

You may be thinking as I was on ini files, Marko. Including ini files in a custom list allows you to specify any settings you may want (not just the include subfolders option). It also provides a way of nesting custom files.

It goes some way beyond what Jeremy asks for though and it may be that you would want to offer his simpler

"c:\MPix\;subfolders=true" format as an alternative also.

This is somewhat simplified from the original idea

This is a sample VFL file (Saved as D:\Slideshows\opener.vfl );-

```
C:\SETUPS\SPECIAL.INI ; Re-initialize with special custom INI
C:\PROGRAM FILES\WINAMP\PLAYER.EXE C:\MY MUSIC\TUNE1.MP3 ; Start music (option)
C:\MY PICTURES\SHOW1\SLIDE1.JPG
C:\MY PICTURES\SHOW1\SLIDE2.JPG
C:\MY PICTURES\SHOW2\ ; Sub-folder included if option is checked in SPECIAL.INI
C:\WILDBIT_SHOWS\CUSTOM_VFL.INI ; Re-initialize and run a VFL file
C:\MY PICTURES\SHOW1\SLIDE3.JPG
```

The INI file that has been saved to run the VFL file in line 6 would look something like this

```
[SLIDESHOW]
Folder = D:\Slideshows\trees.vfl ; Could also be a real folder or
; blank (leaves folder unchanged)
[SLIDESHOW OPTIONS]
.....
.....
NonStop_checked =FALSE ; Necessary for a list to auto-exit
SubFolders_checked =TRUE : Applies to both folders and VFLs
.....
.....

[RESTORE]
RestoreFolder = D:\Slideshows\opener.vfl ;This section appended on
AtLineNumber = 7 ; entry allowing the original folder
```

**Midstream**

Beta Tester

**Beta Tester**

Posts: 35

Joined: 04 Jun 2007, 16:55

Location: Surrey, UK

RestoreIni = C:\Setups\Special.ini ; to be restored at end of trees\vfl.  
; Not needed if Folder = is blank



## RE: Slideshow Enhancements

by **Midstream** » 11 Feb 2008, 18:04

Please read the sections of line after ; as comments. Sorry, all my tab characters disappeared making it a bit hard to read.

Mike

**Midstream**

Beta Tester

Beta Tester

Posts: 35

Joined: 04 Jun 2007, 16:55

Location: Surrey, UK



## RE: Slideshow Enhancements

by **jeremygharrison** » 11 Feb 2008, 18:58

Marko

“

Internally both Browse and Custom Show makes list before running actual show. The list consists all files what is found. Maybe this kind of action would be ok (at least its easier to me to do):

1. When you have ex. this kind of Custom Show List:

c:\MyPix\myimage1.jpg

c:\MyPix\myimage2.jpg

c:\MyPix\;subfolders=true

c:\MyPix\subfolder\\*.jpg

I will include internal list first two images and then append in to that same list whole MyPix folder contents and appending that subfolder\\*.jpg results in to that internal list.

An internal list built by Slideshow sounds fine as a technique - how to do things I shall leave to you!

And it would make including a nested .vfl file simple - just a longer list (but you will have to watch for recursion problems!)

From the example you quote, I would expect myimage1.jpg, myimage2.jpg and all .jpg's in subfolder to be shown twice!

Regarding .ini and .vfl files of the same name - yes, that would be one way to do it, but does impose a restriction of having them in matched pairs, which I would like to avoid. So would prefer the concept of specifying .ini file as first line in the .vfl (would load those settings in place of the 'defaults' from the standard .ini file - the same as I would expect a 'load saved settings' button to do). I would probably set up one or two 'myslideshow.ini' files for use in a number of shows (myslideshow1.vfl, myslideshow2.vfl, ...)

Looking at Mike's last major post, and trying to understand his sample, it seems rather complex, and not exactly what I had in mind!

Jeremy



## RE: Slideshow Enhancements

by **mhieta** » 11 Feb 2008, 19:23

Mike, Simplified yes. But it may require lots of work to get that working properly and takes time. But I will consider that more.

Jeremy, yes those myimage1.jpg, myimage2.jpg will be shown twice in internal list in that case.

Okay no paired ini file then 😊 hmm. that ini file in vfl file is ok to me.



**mhieta**

Developer

Super Mod

Posts: 567

Mike,Jeremy: Do you have anything to add or more ideas? 😊 If not I will post one summary so you can see if I understood those 1-5 points. (Had to do this, cause there is so many good ideas in air).

- Marko

Joined: 15 Oct 2005, 21:53  
Location: Lohja, Finland



## RE: Slideshow Enhancements

by [jeremygharrison](#) » 11 Feb 2008, 20:53

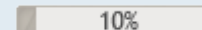
Having reviewed the thread, a couple of ideas:

- 1) I don't know how difficult it would be to mask folder, as well as file names (e.g. .../mypix/f\*/f12/...) - worth including if it's not too difficult.
- 2) An option to 'close Slideshow at end of show' would be useful.
- 3) An option to display file name in full screen would be nice.

Jeremy

[jeremygharrison](#)

Active Member



Posts: 13

Joined: 27 Jan 2008, 23:46

## RE: Slideshow Enhancements

by [mhieta](#) » 12 Feb 2008, 07:08

Jeremy,

1)Don't know yet about that folder name masking, but file name masking is easier.

2)Yes, that can be included in to Options.

3)Yes this too, actually this is requested before 😊

Quote from domdo post:

--

possibility to parameter display for some indication of picture in full screen mode (ex: name only / Date-time / etc..)

--

- Marko



[mhieta](#)

Developer

Super Mod

Posts: 567

Joined: 15 Oct 2005, 21:53

Location: Lohja, Finland



◀ Previous      Display posts from previous:    All posts    Sort by    Post time    Ascending        Next ▶

**POSTREPLY** ↩

22 posts • Page 2 of 3 • [1](#) [2](#) [3](#)

◀ Return to Feature Requests

Jump to:    Feature Requests   

### WHO IS ONLINE

Users browsing this forum: No registered users and 2 guests

[Board index](#)

[The team](#) • [Delete all board cookies](#) • All times are UTC

Powered by [phpBB®](#) Forum Software © phpBB Group

## Slideshow Enhancements

POSTREPLY ↩

22 posts • Page 3 of 3 • 1 2 3

### RE: Slideshow Enhancements

by **jeremygharrison** » 12 Feb 2008, 10:00

Thanks.  
I think time to shut up and let you get on with things!

Jeremy

**jeremygharrison**

Active Member

10%

Posts: 13  
Joined: 27 Jan 2008, 23:46

### RE: Slideshow Enhancements

by **mhiet** » 12 Feb 2008, 19:54

heh, okay. I will more soon when I start working with Slide Show.

- Marko



**mhiet**  
Developer

Super Mod

Posts: 567  
Joined: 15 Oct 2005, 21:53  
Location: Lohja, Finland

Previous      Display posts from previous:   All posts   Sort by   Post time   Ascending

POSTREPLY ↩

22 posts • Page 3 of 3 • 1 2 3

Return to Feature Requests      Jump to:      Feature Requests

#### WHO IS ONLINE

Users browsing this forum: No registered users and 2 guests





## Add Features

POSTREPLY ↩

2 posts • Page 1 of 1

### Add Features

by **burgman** » 19 Jan 2008, 15:03

You might want to add a MOVE and DELETE file option. Your software looks very good.

**burgman**  
Member

Starting...

Posts: 1  
Joined: 19 Jan 2008, 15:01



### RE: Add Features

by **mhieta** » 19 Jan 2008, 18:29

Hi burgman and Welcome,

Where do you want those options? And do you mean Move To?  
Not sure what you are meaning about delete file option.

- Marko



**mhieta**  
Developer

Super Mod

Posts: 567  
Joined: 15 Oct 2005, 21:53  
Location: Lohja, Finland



Display posts from previous: All posts Sort by Post time Ascending

POSTREPLY ↩

2 posts • Page 1 of 1

Return to Feature Requests

Jump to: Feature Requests

### WHO IS ONLINE

Users browsing this forum: No registered users and 2 guests

## Can you make it portable?

POSTREPLY ↩

2 posts • Page 1 of 1

### Can you make it portable?

by **oldie** » 06 Jan 2008, 19:18

I mean the all settings (except file-associations) to be stored in some .ini file rather than in registry?

**oldie**  
Member

Starting...

Posts: 4  
Joined: 06 Jan 2008, 18:12

### RE: Can you make it portable?

by **mhieta** » 06 Jan 2008, 19:38

Hi,

There is /portable parameter available.

From readme:

/portable parameter. When run with this parameter it will destroy WildBit Viewer reg key and, Appdata:s WildBit Viewer folder and localappdata:s WildBit Viewer folder.

- Marko



**mhieta**  
Developer

Super Mod

Posts: 567  
Joined: 15 Oct 2005, 21:53  
Location: Lohja, Finland

Display posts from previous: All posts Sort by Post time Ascending

POSTREPLY ↩

2 posts • Page 1 of 1

Return to Feature Requests

Jump to: Feature Requests

#### WHO IS ONLINE

Users browsing this forum: No registered users and 2 guests

## Make it more irfanview like;-)

POSTREPLY ↩

2 posts • Page 1 of 1

### Make it more irfanview like;-)

by **joetf** » 03 Dec 2007, 19:17

I have been using irfanview all my life, so moving to another program is difficult. Still, your program is just fantastic, I'm really suprised this forum is so quiet.

Now, back to features (they might be in somewhere):

1. Information about filename, path and it's number in directory in viewer.
2. First enter opens viewer, can a second one to jump to fullscreen?
3. (bonus) .cbr and .cbz file support (they're just archives with images in them, rar and zip respectively)

**joetf**

Member

Starting...

Posts: 1

Joined: 03 Dec 2007, 19:10

### RE: Make it more irfanview like;-)

by **mhietta** » 03 Dec 2007, 19:44

Hi and Welcome joetf,

Yes you are right about the quietness. Hopefully someday people "wakes up" 😊

1. hmm. filename info you can find in status bar or complete image info with Show Image Info, path info are in up right next with Back and Forward buttons. That index number is not there yet. I put that in to my ToDo-list.
2. Yes first one opens Viewer, then you select image from the list or from the thumbnails and press enter and you are in the Full Screen.
3. Yeah I know those formats (used commonly in comic books), currently there is no support for them.

- Marko



**mhietta**

Developer

Super Mod

Posts: 567

Joined: 15 Oct 2005, 21:53

Location: Lohja, Finland



Display posts from previous: All posts Sort by Post time Ascending

POSTREPLY ↩

2 posts • Page 1 of 1

Return to Feature Requests

Jump to: Feature Requests

#### WHO IS ONLINE

Users browsing this forum: No registered users and 2 guests

## Picture orientation

POSTREPLY ↩

8 posts • Page 1 of 1

### Picture orientation

 by [diw](#) » 09 Oct 2007, 02:40

First off, great program. I've been trying to find a simple image slide show application and this program does it perfect. One small thing I've noticed. Most of my pictures are in the normal landscape orientation, but for the few that I have taken portrait (sideways) the slideshow does not auto rotate them. Any way to implement this?

Thanks

**diw**

Member

Starting...

Posts: 3

Joined: 09 Oct 2007, 02:36

Location: Canada

### RE: Picture orientation

 by [mhieta](#) » 09 Oct 2007, 14:14

Hi diw and Welcome,

Sure there is a way to implement that feature.

hmm. rolfk posted similar kind of feature request (automatic monitor switch). I mean that.. If I implement both then both cannot be enabled at the same time. Anyway I have to think about this. I will put this in to my ToDo list.

- Marko


**mhieta**

Developer

Super Mod

Posts: 567

Joined: 15 Oct 2005, 21:53

Location: Lohja, Finland



### RE: Picture orientation

 by [diw](#) » 10 Oct 2007, 03:34

Thanks for replying so quick.

Now that I read the request from rolfk a second time, I see what you mean, it is a similar request, my bad. I can see how you would not be able to implement both at the same time, could cause issues.

**diw**

Member

Starting...

Posts: 3

Joined: 09 Oct 2007, 02:36

Location: Canada

### RE: Picture orientation

 by [mhieta](#) » 10 Oct 2007, 11:34

Yes. One way is: When user selects one of those two options that second option will be disabled. That prevents user to do something what is not wanted.

- Marko


**mhieta**

Developer

Super Mod

Posts: 567

Joined: 15 Oct 2005, 21:53

Location: Lohja, Finland



### RE: Picture orientation

by **diw** » 10 Oct 2007, 20:06

Sounds great. Hope to see it implemented some time.

Thanks

**diw**

Member

Starting...

Posts: 3

Joined: 09 Oct 2007, 02:36

Location: Canada



### RE: Picture orientation

by **mhieta** » 13 Oct 2007, 20:33

Hi,

Okay now its there. But I need some test images what have EXIF Orientation tag:

top left side

top right side

bottom right side

bottom left side

left side top

right side top

right side bottom

left side bottom

So if you have those kinds of images what have EXIF Orientation tag. It would be great if you could send those images to me (one per tag).

- Marko



**mhieta**

Developer

Super Mod

Posts: 567

Joined: 15 Oct 2005, 21:53

Location: Lohja, Finland



### RE: Picture orientation

by **mhieta** » 15 Oct 2007, 15:42

Hi,

Had to publish little bit earlier, sorry.

- Marko



**mhieta**

Developer

Super Mod

Posts: 567

Joined: 15 Oct 2005, 21:53

Location: Lohja, Finland



### RE: Picture orientation

by **mhieta** » 18 Oct 2007, 05:58

Hi,

Thanks for the images. It works as it should.

- Marko



**mhieta**

Developer

Super Mod

Posts: 567

Joined: 15 Oct 2005, 21:53

Location: Lohja, Finland



## New Feature

POSTREPLY ↩

10 posts • Page 1 of 1

### New Feature

 by [domdo](#) » 16 Sep 2007, 13:53

Hello,

first of all, TY for this great and nice soft. It will be usefull for my old laptop used as picture frame.

I mainly use Slide show soft.

I have some remark:

o Is it possible to disable mouse indication when we use full screen mode ?

o What is difference between shuffle and randon ?

o How is possible to fit picture for using full screen area ?

TY

Bye.

DD

**domdo**

Member

Starting...

Posts: 5

Joined: 16 Sep 2007, 13:48

### RE: New Feature

 by [mhieta](#) » 16 Sep 2007, 15:50

Hi domdo and Welcome,

1. Nope. Currently there is no option for that but you can always move your mouse where its not seen. This goes in to my ToDo to make option for hiding mouse cursor.

2. Shuffle mixes whole list of images what is to be shown and Random option chooses next/previous image randomly so third image can be same as first image.

3. Image is always fitted/shrunked to screen but there is two exceptions: Slide Show loads two images at once current image and next/previous image and when moving between modes fitting to screen is not applied to those images. So third image will be fitted to screen. Try Option: Launch to Full Screen Mode, it will launch Slide Show to Full Screen mode and loads first and next image so that those are fitted/shrunked to screen.

- Marko


**mhieta**

Developer

Super Mod

Posts: 567

Joined: 15 Oct 2005, 21:53

Location: Lohja, Finland



### RE: New Feature

 by [domdo](#) » 16 Sep 2007, 17:20

Hi,

TY for this quick reply.

1. Yes, your right. In fact, I use Slide show for a picture frame made with one old laptop. Somethings like this: [\[url\]http://repair4laptop.org/notebook\\_picture\\_frame.html\[/url\]](http://repair4laptop.org/notebook_picture_frame.html)

**domdo**

Member

Starting...

Posts: 5

Joined: 16 Sep 2007, 13:48

I have no keyboard, no mouse(only if I really need, I connect keyboard & mouse through USB), and only W98SE .

So, when computer start, slide show start automatically, and I can not move mouse.

2. Ok, TY, clear.

3. Well, I understand now. Unfortunately, my picture can have different size one by one. Ok, I can resize it before launching slide, but it not very useful.

TY again.

DD



## RE: New Feature

by **mhieta** » 16 Sep 2007, 20:04

Hi,

Oh I see. hmm. It would be better if there is option for hiding cursor when launching to Full Screen Mode. And also Hide/Show cursor with keyboard so it can be showed/hided when needed. I will put this in to my ToDo list.

Anyway try Option: Launch to Full Screen Mode.

- Marko



**mhieta**  
Developer

Super Mod

Posts: 567  
Joined: 15 Oct 2005, 21:53  
Location: Lohja, Finland



## RE: New Feature

by **domdo** » 22 Sep 2007, 16:00

Hello,

TY for your reply.

Yes, option is best way and TY to put it in your todo list.

Launching in Full screen mode don't hide cursor.

It there a mailing list ? To be inform about new version when available.

DD

**domdo**

Member

Starting...

Posts: 5  
Joined: 16 Sep 2007, 13:48

## RE: New Feature

by **mhieta** » 22 Sep 2007, 17:05

Hi,

Yes that is not hiding cursor.

Currently there is no mailing list, sorry.

hmm. maybe RSS feed could be the information source. What do you think?

- Marko



**mhieta**  
Developer

Super Mod

Posts: 567  
Joined: 15 Oct 2005, 21:53  
Location: Lohja, Finland



## RE: New Feature

by **domdo** » 22 Sep 2007, 17:54

Hi,

**domdo**

Member

Starting...

RSS ? I don't use it. So, for me, mailing list is good. But this is only my opinion.

TY again to your greet software.

DD

Posts: 5  
Joined: 16 Sep 2007, 13:48

## RE: New Feature

by **mhieta** » 22 Sep 2007, 18:53

Hi,

Try it you may like it. Easy to subscribe and unsubscribe at anytime :glad. I read many feeds ex. Delphi Pages and Delphifeeds.

- Marko



**mhieta**  
Developer

Super Mod

Posts: 567  
Joined: 15 Oct 2005, 21:53  
Location: Lohja, Finland



## RE: New Feature

by **domdo** » 23 Sep 2007, 09:00

Hi,

I think I don't tell you why you software is better than other.

1. light compare to other like ACDSee, etc... (Irfan view is light also, but 1 fonction missing)
2. Your soft can make a slide show without alone, only if you indicate a folder (no txt file like some other)
3. It can display recursive sub folder automaticaly. This fonction is important for me (to display picture in all sub folder without other indication). This fonction missing in all software I check !!!
4. Free (but irfanview also, for example)

Function missing:

- o Hide cursor in full screen mode
- o possibility to parameter display for some indication of picture in full screen mode (ex: name only / Date-time / etc..)
- o automatic check changement in folder (and sub folder) during slide show (because my picture frame "take" picture in other computer in my network, and I can add / delete picture without touching picture frame)
- o fitting not "automatic" picture by picture.

DD

**domdo**

Member

Starting...

Posts: 5  
Joined: 16 Sep 2007, 13:48

## RE: New Feature

by **mhieta** » 23 Sep 2007, 11:04

Hi,

Thanks for your kind words.

2. It makes txt file if you make Custom Show and save it to default Show.



**mhieta**  
Developer

Super Mod



About those function missing..

2. hmm. display info in full screen mode. Good idea. I will put this in to my ToDo list.
3. Yes I know that there is no automatic folder checking. But there is manual checking (without closing Slide Show). In Browse there is Current Folder where its saying ex. F:\Backgrounds right click that and you get popup where is Reload Folder. That will do the trick. This will be hard to use if you have no mouse. hmm. I have to think this more.

- Marko

Posts: 567  
Joined: 15 Oct 2005, 21:53  
Location: Lohja, Finland



Display posts from previous: [All posts](#)   Sort by [Post time](#)   [Ascending](#)

**POSTREPLY** ↩

10 posts • Page 1 of 1

[Return to Feature Requests](#)

Jump to: [Feature Requests](#)

#### WHO IS ONLINE

Users browsing this forum: No registered users and 2 guests

[Board index](#)

[The team](#) • [Delete all board cookies](#) • All times are UTC

Powered by [phpBB®](#) Forum Software © phpBB Group

## Wow! great software. only feature I see missing is:

POSTREPLY ↩

13 posts • Page 1 of 2 • 1 2

### Wow! great software. only feature I see missing is:

by choochee » 22 Aug 2007, 11:19

first of all, again: Wow. Something to replace my ACDSee classic. Finally. All others failed ....

The only missing thing is, forward+back+up buttons for thumbview toolbar navigating so It's possible to go up etc. like in normal windows and not only with side tree. Oh, and another thing I just found out: the program "forgets" the layout in thumbview. Every time I close and then open the program, the tree view on the left is half of the display even I moved it to be much less....no option to save position of layout.

choochee

Member

Starting...

Posts: 3

Joined: 22 Aug 2007, 11:07

### RE: Wow! great software. only feature I see missing is:

by mhieta » 22 Aug 2007, 14:16

Hi choochee and Welcome,

Ok those navigation buttons are pretty easy to add.  
About the layout saving its already in my ToDo list.  
Thanks for the suggestions. I will report when these are ready.

- Marko



mhieta

Developer

Super Mod

Posts: 567

Joined: 15 Oct 2005, 21:53

Location: Lohja, Finland



### RE: Wow! great software. only feature I see missing is:

by mhieta » 22 Aug 2007, 17:34

Those both ideas are coming to next Beta.

- Marko



mhieta

Developer

Super Mod

Posts: 567

Joined: 15 Oct 2005, 21:53

Location: Lohja, Finland



### RE: Wow! great software. only feature I see missing is:

by choochee » 23 Aug 2007, 06:16

btw it would be nice to have an option to rename the shortcuts in the buttom (Drag here: ) toolbar because some folders have long names 😊

choochee

Member

Starting...

Posts: 3

Joined: 22 Aug 2007, 11:07

### RE: Wow! great software. only feature I see missing is:

by [choochee](#) » 23 Aug 2007, 08:00

(also layout includes the monitor that the full sized image is shown when double-clicking on a thumbnail, now it's reset to 1st monitor and my viewer is located on the 2nd monitor)...

**choochee**

Member

Starting...

Posts: 3

Joined: 22 Aug 2007, 11:07

### RE: Wow! great software. only feature I see missing is:

by [mhieta](#) » 23 Aug 2007, 09:11

hmm. I have to think that renaming more cause that toolbar is more than just shortcut toolbar. Ex. if you have shortcut to folder: Pics. Then you can drop images to that folder.

So you mean that layout -> Full Screen. hmm. I have to check that cause it should go to where Main Window is.

- Marko



**mhieta**

Developer

Super Mod

Posts: 567

Joined: 15 Oct 2005, 21:53

Location: Lohja, Finland



### RE: Wow! great software. only feature I see missing is:

by [mhieta](#) » 23 Aug 2007, 14:27

Full Screen will be remember position when opened first time (so if you move it to second screen it will open there next time). You will see this when I release next Beta.

- Marko



**mhieta**

Developer

Super Mod

Posts: 567

Joined: 15 Oct 2005, 21:53

Location: Lohja, Finland



### RE: Wow! great software. only feature I see missing is:

by [mhieta](#) » 24 Aug 2007, 17:42

About that renaming shortcuts.. I will put that in to my ToDo list.

- Marko



**mhieta**

Developer

Super Mod

Posts: 567

Joined: 15 Oct 2005, 21:53

Location: Lohja, Finland



### RE: Wow! great software. only feature I see missing is:

by [Rick](#) » 25 Aug 2007, 04:16

I felt compelled to jump on and say how excellent your Viewer is. I have just finished trialling dozens and yours is truly the best. Thankyou.

I do have one feature request, and its do with the creation of the thumbnail database.

I have alot of images in different folders. It would be nice if I could set the root folder of my images, and Viewer goes through each folder and creates a DB.

**Rick**

Member

Starting...

Posts: 2

Joined: 25 Aug 2007, 04:11

At the moment it only starts creating a thumbnail DB in one folder only - the one currently selected.

Thanks again,  
Rick

## RE: Wow! great software. only feature I see missing is:

by **mhieta** » 25 Aug 2007, 13:43

Hi Rick and Welcome,

hmm. Interesting idea. One solution came in to my mind:

Its kind a "visual" thumbnail DB creation.

In Viewer there could be a button called Scan images. With that button it will start check folders one by one. It shows user dialog where it shows 3 / 20 folders scanned. And when all folders (20) are scanned all thumbnails are then in DB.

So what do you think about this solution?

- Marko



**mhieta**  
Developer

Super Mod

Posts: 567  
Joined: 15 Oct 2005, 21:53  
Location: Lohja, Finland



Display posts from previous: [All posts](#) Sort by [Post time](#) [Ascending](#)  [Next](#) ▾

**POSTREPLY** ▾

13 posts • Page 1 of 2 • [1](#) [2](#)

▾ [Return to Feature Requests](#)

Jump to: [Feature Requests](#)

### WHO IS ONLINE

Users browsing this forum: No registered users and 2 guests

[Board index](#)

[The team](#) • [Delete all board cookies](#) • All times are UTC

Powered by [phpBB®](#) Forum Software © phpBB Group

## Viewer - Shell ToolBar: Remove button

**POSTREPLY** ↩

3 posts • Page 1 of 1

### Viewer - Shell ToolBar: Remove button

by [hcipbs](#) » 24 Aug 2007, 19:53

Please add ability to remove any button from Shell ToolBar. Currently you can remove all buttons or one by one starting from end.

**hcipbs**

Site Mod

**Moderator**

Posts: 8

Joined: 15 Oct 2005, 20:44

Location: Forssa



### RE: Viewer - Shell ToolBar: Remove button

by [mhieta](#) » 24 Aug 2007, 22:20

Ok added to ToDo.

- Marko



**mhieta**

Developer

**Super Mod**

Posts: 567

Joined: 15 Oct 2005, 21:53

Location: Lohja, Finland



### RE: Viewer - Shell ToolBar: Remove button

by [mhieta](#) » 25 Aug 2007, 23:38

This is coming in next version. 😊

- Marko



**mhieta**

Developer

**Super Mod**

Posts: 567

Joined: 15 Oct 2005, 21:53

Location: Lohja, Finland



Display posts from previous: **All posts** Sort by **Post time** **Ascending**

**POSTREPLY** ↩

3 posts • Page 1 of 1

↩ [Return to Feature Requests](#)

Jump to: **Feature Requests**

#### WHO IS ONLINE

Users browsing this forum: No registered users and 2 guests

## End of show

**POSTREPLY**

3 posts • Page 1 of 1

### End of show

by [Midstream](#) » 04 Jun 2007, 17:07

Hi there. I am exploring how best to use slideshow with an extended desktop. Will probably post about that later - quite impressed so far. I am surprised though that there does not appear to be an option to stop the slideshow at the end of the folder /file list. Have I missed it or must all shows run in a continuous loop? I would also like to be able to go back to the start of the show without having to close the window.

**Midstream**

Beta Tester

**Beta Tester**

Posts: 35

Joined: 04 Jun 2007, 16:55

Location: Surrey, UK



### RE: End of show

by [mhieta](#) » 04 Jun 2007, 17:14

Hi and Welcome,

Yes thats true that there is no option for stopping Slide Show at the end. Those are not so hard to make. So probably you will see those in next 4.9 Beta.

- Marko



**mhieta**

Developer

**Super Mod**

Posts: 567

Joined: 15 Oct 2005, 21:53

Location: Lohja, Finland



### RE: End of show

by [mhieta](#) » 06 Jun 2007, 14:26

Hi,

Just posted new Beta. There is now option for stopping Slide Show at the end (Image Change Settings/Non Stop). Also there is now "Back To Start". If anything else comes to your mind please tell me 😊

- Marko



**mhieta**

Developer

**Super Mod**

Posts: 567

Joined: 15 Oct 2005, 21:53

Location: Lohja, Finland



Display posts from previous: **All posts**   Sort by **Post time**   **Ascending**  

**POSTREPLY**

3 posts • Page 1 of 1

[Return to Feature Requests](#)

Jump to: **Feature Requests**

## Editor - Capture Area Hot Key support

**POSTREPLY** ↩

1 post • Page 1 of 1

### Editor - Capture Area Hot Key support

by [hcipbs](#) » 19 Dec 2006, 16:44

Add Hot Key for capturing image area.

**hcipbs**

Site Mod

**Moderator**

Posts: 8

Joined: 15 Oct 2005, 20:44

Location: Forssa



**POSTREPLY** ↩

1 post • Page 1 of 1

[Return to Feature Requests](#)

Jump to:

[Feature Requests](#)

#### WHO IS ONLINE

Users browsing this forum: No registered users and 2 guests